



Karndean
Designflooring

Flooring for your
home

Contents

From our home to your home	4
Our ranges	9
Choose your format: gluedown	10
Choose your format: rigid core	11
Choose your colour	12
Top tips	18
Your design journey	20
Sample service	22
Visit your local retailer.....	24
Visit our showroom	25
Wood	
Art Select	26
Van Gogh	48
Knight Tile	70
Stone	
Art Select	84
Van Gogh	94
Knight Tile	104
Abstract	
Kaleidoscope	112
Heritage Collection	120
Our ranges at a glance	128
Accessories and design elements	
Decorative borders	150
Design strips	152
Resources and further information	
Transferable purchase guarantee	154
Caring for your floor	155

At Karndean we see flooring differently...

We travel the world in our quest to bring you exceptional floors that inspire and delight. From the ancient forests of Europe, to the remote Australian outback and beyond, we seek out expressive and intriguing forms in the natural world to influence our unique floor designs.

By combining these original features with cutting edge design, we create simply beautiful floors you'll love for a lifetime.



From our home...

Our past

It all began in 1973 when a former flooring installer created a small business called Karndean. Initially trading as a flooring distributor, he soon set his focus deciding the future was with luxury vinyl flooring. With the belief that flooring shouldn't just be practical, it needed to be beautiful as well, he began to travel the world, seeking inspiration for what are now the most realistic luxury vinyl flooring products on the market.

The Karndean team worked out of the family house for several years with the family's trusty dog Smokey, the Great Dane who is still present on Karndean's logo today. Although much has changed since 1973, we are proud to say that many of our early employees, including some who worked out of the original family home, are still with the company today.



Our present

When we design product, we design with our customers, our colleagues and our communities in mind. We call it designing for life and this ethos sits at the heart of everything we do.

Every one of our floors is unique to us having been lovingly created by our in-house team selecting natural woods and stones to work with, taking the time to carefully replicate the knots, grains and textures found in these products into our designs.

Now stretching across the globe, beyond the walls of the original house, the Karndean family and employees continue to move forward with the same passion to deliver beautiful, innovative designs for your home.



...to your home
for over 50 years

When we say Karndean floors are designed for life, we don't just mean they're guaranteed to last a lifetime.

We mean a floor you'll feel a lasting connection with, because you make a Karndean floor your own. You choose the warmth, the welcome, the mood, the style. That's what makes it a floor you feel proud of for years to come. And we mean a floor for the life ahead of you. A strong foundation for the memories you'll make.

Might you go down on one knee here?

Be carried across the threshold on it?

Watch a baby's first steps across it, or house train the dog on it?

Paint monsters, build dens, host parties, smash vases?

Laugh, cry, wrestle, dance?

What makes a Karndean floor special from day one - the pride, the joy, the ease - will all stand the test of time.

You can count on Karndean to be with you every step of the way.

■ Tortora Breccia Marble VGT3018 with DS24 3mm design strip



It's a new day

And we're ready to create a better tomorrow!

It's a continuing journey, and there are no shortcuts. But we know now is the time for everyone to begin taking bigger steps. Ours is a promise to think differently, act decisively, and create real change.

It's a promise to Evolve.

Five decades ago, our family-owned business was founded on innovation, bold action and a pioneering spirit. Fifty years later, those same ideals guide us forward. Because the future demands change.

It's time to create a better tomorrow.

Sustainability is a journey that requires a roadmap.

Ours is a detailed model that includes six areas of focus.



Discover Karndean Evolve®



Confront climate change

Our products prioritise sustainability through remarkable longevity, with a guaranteed service life of 35 years for residential use. This extended durability has a significant positive environmental impact over time, promoting a more eco-friendly future.



Health & wellbeing

Our products prioritise wellbeing, surpassing mere aesthetics. Free from harmful substances like heavy metals and unsafe phthalates, they're certified for indoor air quality post-installation. Our dedication to healthy interiors extends to using water-based or solvent-free adhesives, minimizing VOC emissions. Your health and comfort are central to our designs.



Supply chain transparency

Third-party certifications for environmental and social responsibility, including fair treatment and safe conditions for workers. Our factories prioritise recycled materials and recyclability, to eco-friendly product packaging, setting the benchmark for environmental responsibility. Certified manufacturing adhering to ISO 14001 and ISO 9001 standards.



Education

We educate employees about the importance of sustainability, helping them understand what role they play and devise new ways of working. By conducting CPD classes, we actively contribute to the training of professionals in the design, construction, and built industries.



Inclusion & diversity

We prioritise equity, inclusivity, and diversity, fostering them through engagement and education. In our workplace, we celebrate everyone's contributions as responsible corporate citizens. These values influence our environmental policies, responsible sourcing/trading, and contributions to communities. Our founder's principles still shape our commitment to responsible operations.



Sustainable use of resources

We prioritise the use of recycled materials in our products, with all of them incorporating up to 50% recycled PVC in their backing layers, sourced from post-production waste. We validate our contribution to reducing landfill and promoting recycling.



Designed for
peace of mind



Durable

Karndean Designflooring gives you the look and feel of natural products with the durability and resilience of luxury vinyl.



Easy to clean

Easy to clean with a sweep and mop. Doesn't require sanding, varnishing or staining.



100% waterproof

All Karndean floors, no matter which design you choose, are 100% waterproof.



Comfortable underfoot

Each of our floors are comfortable underfoot, perfect for all the family.

■ White Painted Oak KP105*

■ Pale Limed Oak KP94*

*Custom cut.

Our ranges

We know that style is personal and every space is different. To help you find the right floor for your home, see what each of our ranges has to offer:

■ **Knight Tile**

Our widest, most accessible range of wood effect planks and stone effect tiles to suit every home. Available in gluedown and rigid core fitting formats.

Gluedown: 2mm thickness | 0.3mm wear layer

Rigid core: 4.5mm thickness | 0.3mm wear layer



■ **Van Gogh**

From European oaks to salvaged timbers, the mix of classic yet contemporary products in our Van Gogh range suits every style and décor. Available in both gluedown and rigid core fitting formats.

Gluedown: 3mm thickness | 0.55mm wear layer | Micro bevelled edges

Rigid core: 5.5mm/6.5mm thickness | 0.55mm wear layer | Micro bevelled edges



■ **Art Select**

Full of charm and character, our premium Art Select range brings the natural beauty of real wood and stone to life in your home thanks to its deep bevelled edges and handcrafted grain detailing.

Gluedown: 3mm thickness | 0.7mm wear layer | Bevelled edges



■ **Heritage Collection**

Inspired by the look of classic geometric tiles, our Heritage Collection features an array of striking designs.


Gluedown: 2.5mm thickness | 0.55mm wear layer



■ **Kaleidoscope**

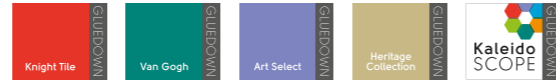
3D impact, movement, and visual contrast, for statement floors and effects in contemporary homes.

Gluedown: Cut from existing designs



Choose your format

Gluedown






Our gluedown ranges offer our widest choice of colours and formats. Features such as textured emboss or our premium handscraped finish, wide bevels or flat edges make each range unique to Karndean and serve to highlight the faithful replication of the original wood and stone that inspired each of our products.



Storm Oak SBW-RL12 with DS10 3mm and DS12 5mm design strips



Grey Brushed Oak SM-VGW120T

-  **Create intricate designs**
Create intricate designs by combining multiple laying patterns with decorative borders and design strips to create a floor unique to you.
-  **No expansion gap required**
Karndean gluedown products can be fitted tight against straight and curved walls and fixtures, meaning no need to leave and cover up any expansion gaps.
-  **Fully customisable**
Cut to create bespoke designs and combine wood and stone patterns in a variety of ways to create a fully customised floor personal to you.






Rigid core



Our rigid core ranges offer quick and easy installation and excellent acoustic benefits. They can be installed over most existing hard surface floors or uneven floors without the worry of exposing any imperfections underfoot, thanks to our innovative K-Core® technology. Our rigid core products also feature a patented click-locking mechanism and pre-attached acoustic foam backing for quick and easy installation.



Texas White Ash RKP8105



-  **Preserves existing floors**
Our rigid core ranges can be laid over most existing hard floors, therefore preserving them, perfect for renovating rented or listed buildings.
-  **Excellent acoustics**
The noise from kids' bedrooms, play rooms and loft conversions are reduced by as much as 21dB thanks to our patented K-Core® technology and pre-attached acoustic backing. This unique sound-absorbing construction also helps reduce impact noise within a room. Compared to laminate or stone floors, our rigid core products are exceptionally quiet and the perfect choice for busy family homes.
-  **Quick and easy to install**
Minimise upheaval with reduced subfloor preparation and fit a new floor in less time with a patented click-locking mechanism; making our rigid core designs up to 30% quicker to install than other floor types.
-  **Suitable for new builds and extensions**
Our rigid core ranges are suitable for fitting over damp subfloors found in some new build homes and newly built extensions, reducing the time spent waiting for the floors to dry.
-  **Installs over most existing hard floors**
Due to the innovative K-Core® layer, our rigid core designs can be laid directly over most existing hard floors without the need for extensive subfloor preparation.




Choose your colour...

Here is a quick guide to all our wood designs by colour tone.

■ Art Select | ■ Van Gogh | ■ Knight Tile



■ Art Select | ■ Van Gogh | ■ Knight Tile



Here is a quick guide to all our stone designs by colour tone.

■ Art Select | ■ Van Gogh | ■ Knight Tile



Top tips

for designing your perfect floor



Clay Artisan Oak RL29 | SM-RL29




Tuscan Slate VGT2421 with DS10 3mm design strip

Mix & Match

Changing the angle your floor is laid at can have a huge impact on your space.

Try a 45 degree angle to create a sense of flow to the room, or consider mix and matching laying patterns if you have a large open plan space to create subtle zoning.



Make it your own

A design strip can change the overall look of your floor, whether it's paired with a stone effect tile for a grout look, or with a wood plank to accentuate each plank and emulate floorboards - the choice is yours! Our design strips can also be used to create keyline or tramline borders around the edge of your room for a subtle design feature to frame the space or for more of a statement, incorporate a decorative border.

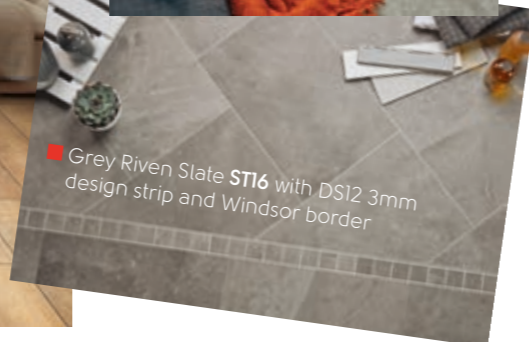
For more information, see page 150



Spring Oak RL01 with DS07 3mm design strip



Grey Riven Slate ST16 | SCB-ST16-18



Grey Riven Slate ST16 with DS12 3mm design strip and Windsor border

Light it up

Do you have a lot of natural light in your space? Place your full-size samples in an area of your room to view them throughout all times of the day, as the varying lighting can change the look of your floor. The soft morning light enhances the lighter tones in the flooring, creating a cool hue. During mid-day, sunlight casts stronger shadows and a warm exposure on the floor.

Artificial lighting offers flexibility and control over the room's ambiance and mood. When selecting lighting, consider whether you will use warm white or bright white bulbs in lamps and what effect this will have on the flooring and overall feel of the space.

Consider the direction of natural daylight entering the room; a south-facing room receives consistent daylight throughout the day, while west-facing areas may have subdued morning light and intense afternoon light.

For more information on how to order your full size samples, see page 22



Hello herringbone

Herringbone has become a firm design favourite and it's easy to understand why.

Whether you're looking to add textural interest in an open plan home or visually enlarge a smaller room, a herringbone pattern will introduce a sense of flow with bags of personality.

With each of our herringbone designs also available in a large plank alternative, why not try a herringbone design to create a feature floor in your entrance hallway, complemented by its large plank companion throughout the rest of the house?

For a subtle twist on the classic, a double plank herringbone adds character and visual interest to any space. Or for maximum impact, combine two or three different designs to really express your individuality and create a statement floor unique to you and your home.

Follow our simple step by step guide on the following page to design your dream floor.



Canadian Urban Oak SM-VGW8116 | SM-VGW8116-RKP



Various SM-VGW8110 | SM-VGW8117 | SM-VGW8237



Your design journey

1. The first decision is: wood or stone?

If your countertops are wood butcher block, you could opt for a wood design in the same shade or a contrasting shade. However, in this case, as there is a lovely white granite worktop to work with, we felt that stone was the way to go.



2. Next we needed to pick our main floor tile

For this kitchen we decided on Knight Tile's Grey Riven Slate as it worked well with the blue walls and neutral kitchen.




3. Choose your design components

As this is a stone design, we first considered whether or not we wanted to add a strip. You can go without, however a strip makes more of a statement so we definitely wanted one.

We narrowed it down to three: DS15 Clay, DS16 Charcoal and DS10 Chalk.

We decided on DS10 as it is smooth with minimal texture and the white gives a clean and minimalistic finish to the floor.



4. Time to choose your laying pattern

You could lay the floor in a brick lay pattern, but for this floor we went for a herringbone effect to add more visual interest in the space.



5. Why not add a ready made border?

Now this floor could be finished, but... we weren't quite done yet!

We offer ready made borders that go perfectly with these tiles.

With three borders to choose from, we opted for the Windsor border to keep the space nice and light. It really worked and is the perfect finishing touch to this space.



With Karndean it's not just about laying the floor, but also how you design it. Just by reading the space and paying attention to detail, it's easy to create a stylish look that is unique to your home.



Sample service

When choosing a floor, take into account all of the surrounding materials and finishes. What colour will the walls or cabinets be? Will you have stained or white skirting boards? All of these items play a part in narrowing down your flooring choices.

Order free samples

Order six free chip samples to help narrow down your choices. These small samples are particularly helpful especially if you're looking to create a moodboard of ideas to get started.

Why not take advantage of our full-size sample service?

If you've narrowed your choice down to a few designs, and you're looking to get an idea of how each design will look in your room of choice against furniture and fabrics, our full-sized samples will guide you in making your decision.

Visit www.karndean.com to order your samples.



Floorstyle

Bring your design ideas to life.

See your future floor with our interactive room viewer, Floorstyle. If you see a colour you like, try it from the comfort of your own couch.

Upload a picture of your room and get creative. Explore your options by changing your laying pattern and colours.

Visit www.karndean.com/floorstyle



Visit your local retailer

Our extensive network of independent retail partners are on hand to help you choose a simply beautiful floor that you'll love for a lifetime.

Knowledgeable and fully trained, our retail partners offer an environment where you can explore our flooring and design your dream home.

You can be confident you are in safe hands. All our retail partners offer a full measure and quote service, have professional floor fitters who have been trained and have many years' experience in installing Karndean and can provide advice on cleaning and caring for your new floor.

Visit karndean.com/far to find your local retailer.



Karndean
Inspire

Karndean Inspire studios offer the ultimate showroom experience where you can view our full catalogue of designs and create a personalised floor.



Karndean
Select

Karndean Select showrooms display a wide range of designs and can help you try out laying patterns and other design features.



Karndean
Partner

Karndean Partners are conveniently located with a selected range of designs on display and can order samples of your favourite floors.



Visit our showroom

Our showroom is open by appointment only in order to provide all visitors with the best possible service and personal experience. An appointment can be made to meet with one of our design consultants or to simply browse our collection. If you live further away and it's too far to travel, we also offer remote design consultations with our experts over the phone or via video call.

During your visit we will discuss your project and we will be able to give you advice on everything from subfloor requirements and product design to aftercare.

Here's what you can expect:

- Introduction to our wide range of wood, stone and abstract designs with a personal guided tour.
- Explore your ideas and practical needs with your dedicated design consultant.
- Discover the benefits of our different formats; gluedown and rigid core.
- Live demonstrations of optional laying patterns, complementary borders and design features.
- Up to six free full size samples to take home and we'll put you in touch with a retail partner.


How to book:

Simply call our showroom direct on **01386 820182** or visit www.karndean.com/showroom

Karndean Showroom

Crab Apple Way, Vale Park, Evesham, Worcestershire WR11 1GP	<p>Opening times: Monday – Saturday: 9am - 5pm</p> <p>Bank Holidays: 10am - 4pm</p>
---	--








Full of charm & character

Our Art Select wood collection features our most intricate designs taking inspiration from ash sourced from the English countryside to oaks native to Spain's Basque region.

Detailed embossing techniques capture the look and feel of the knots and grain found in the original timber that inspired them. These highly realistic textured surfaces are combined with deep bevelled edges to define each individual plank, resulting in a collection that embodies luxury, sophistication and versatility.

The Art Select wood range features the natural warm tones of Golden Artisan Oak and cool grey hues of Canvas Oak with subtle handscraped finishes, to the deep chocolatey browns of Serrano Oak, ensuring there is something to complement every interior.



Featured product: Pale Artisan Oak **RL32**



Our Inspiration


French oak has been long-established as a popular choice of flooring. Inspired by wood sourced from European forests, French oak boards are recognisable for their clean, natural designs and with recent interior design trends calling for neutrals and pastels, our designers have kept the colour tones in line with this.

A single-smoking process enhances the smooth, flowing grain variation which creates a beautifully tonal floor. Our designers went for a matte finish which further enhances the subtle tonality of this beautiful wood.

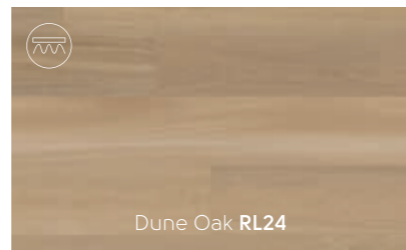
These beautiful oak designs have been created in a large 56" x 9" plank and 18" x 3" parquet format, ideal for zoning within large open plan spaces.




Dune Oak RL24




Mountain Oak RL22



Dune Oak RL24




Mountain Oak SM-RL22




Dune Oak SM-RL24

 = available in gluedown |  = available in rigid core



Cotton Oak RL38



Pale Artisan Oak RL32




Damask Oak RL35



Natural wood grain emboss

A selection of our Art Select designs have been finished with a handcrafted emboss, accentuating the natural look and feel of the wood that inspired it. Look out for our natural wood grain icon to see which of our designs benefit from this natural finish.

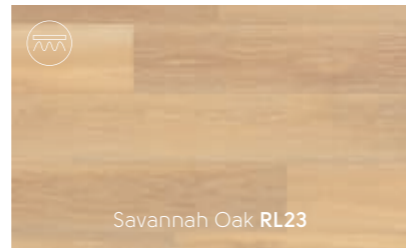
Damask Oak RL35

 = natural wood grain emboss







Prairie Oak RL20




Savannah Oak RL23



Savannah Oak SM-RL23



Prairie Oak RL20



Prairie Oak SM-RL20




Prairie Oak SM-RL20 with DS06 5mm design strip




Premium design

All of our Art Select designs have been hand crafted, with most featuring a hand scraped emboss cast from real wood for optimum authenticity. This, paired with the bevelled edges, adds character and elevates each design.


Golden Artisan Oak RL31



Golden Artisan Oak RL31




Golden Artisan Oak SM-RL31



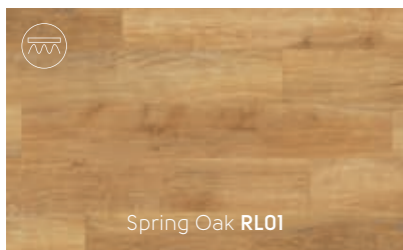


Golden Artisan Oak SM-RL31



 = available in gluedown |  = available in rigid core


 = natural wood grain emboss



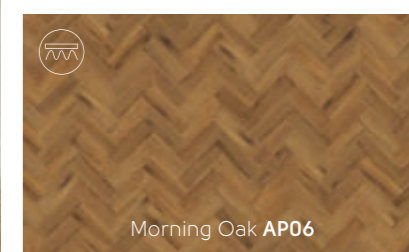
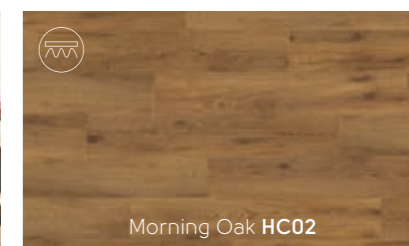



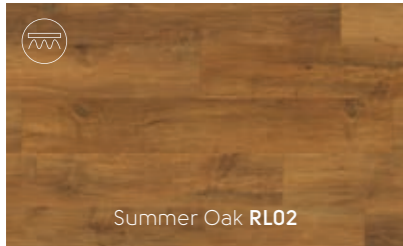


 = available in gluedown |  = available in rigid core




 = natural wood grain emboss

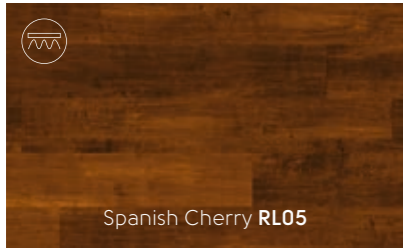





 = available in gluedown |  = available in rigid core

 = natural wood grain emboss

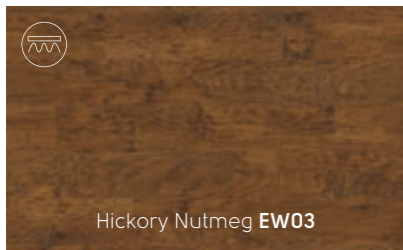




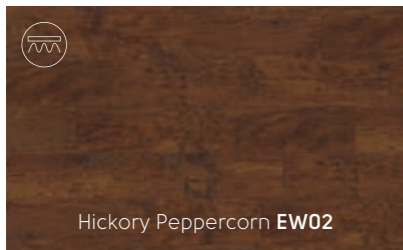
Spanish Cherry **RL05**



Spanish Cherry **AP05**



Hickory Nutmeg **EW03**



Hickory Peppercorn **EW02**



Hickory Nutmeg **EW03**




Spanish Cherry **AP05**

Our Inspiration

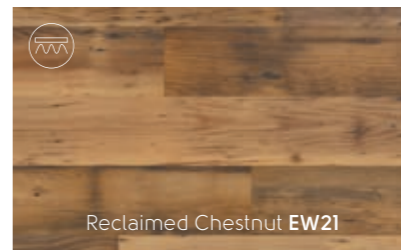
The original boards that inspired our Reclaimed Chestnut were sourced from an Ohioan reclamation yard and our product designers were instantly enamoured by its strong variation and characterful appearance. Salvaged from floor joists, granary boards and roof rafters of traditional American barns and factories, the near extinction of the species in the early 20th Century, and subsequent national restriction on felling, means that American chestnut timber is now only available as a reclaimed material and is one of the rarest varieties of reclaimed hardwood.

The distinctive and natural features of Chestnut, along with the nail holes and raft marks, makes for a desirable flooring in both traditional and contemporary settings. Its eclectically rustic design, wide colour ranges from radiant tans to deep chocolates, along with a diverse and gorgeous grain structure that creates a strikingly unique floor.

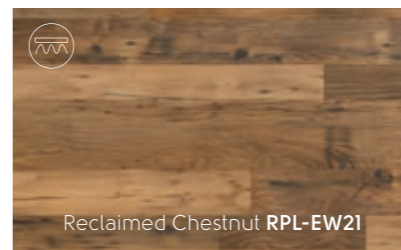
To further enhance the authenticity of this, our Reclaimed Chestnut is also available in random plank sizes as well as an extra-large format plank, creating a truly remarkable flooring design.




Reclaimed Chestnut **EW21**



Reclaimed Chestnut **EW21**




Reclaimed Chestnut **RPL-EW21**



Reclaimed Chestnut **RPL-EW21**


 = available in gluedown |  = available in rigid core

 = natural wood grain emboss






Salon Oak RL13




Salon Oak RL13



Salon Oak AP08



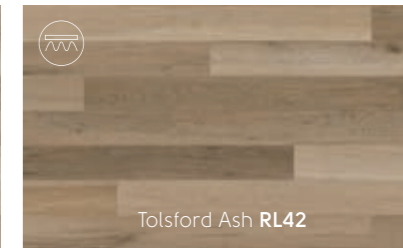
Salon Oak AP08



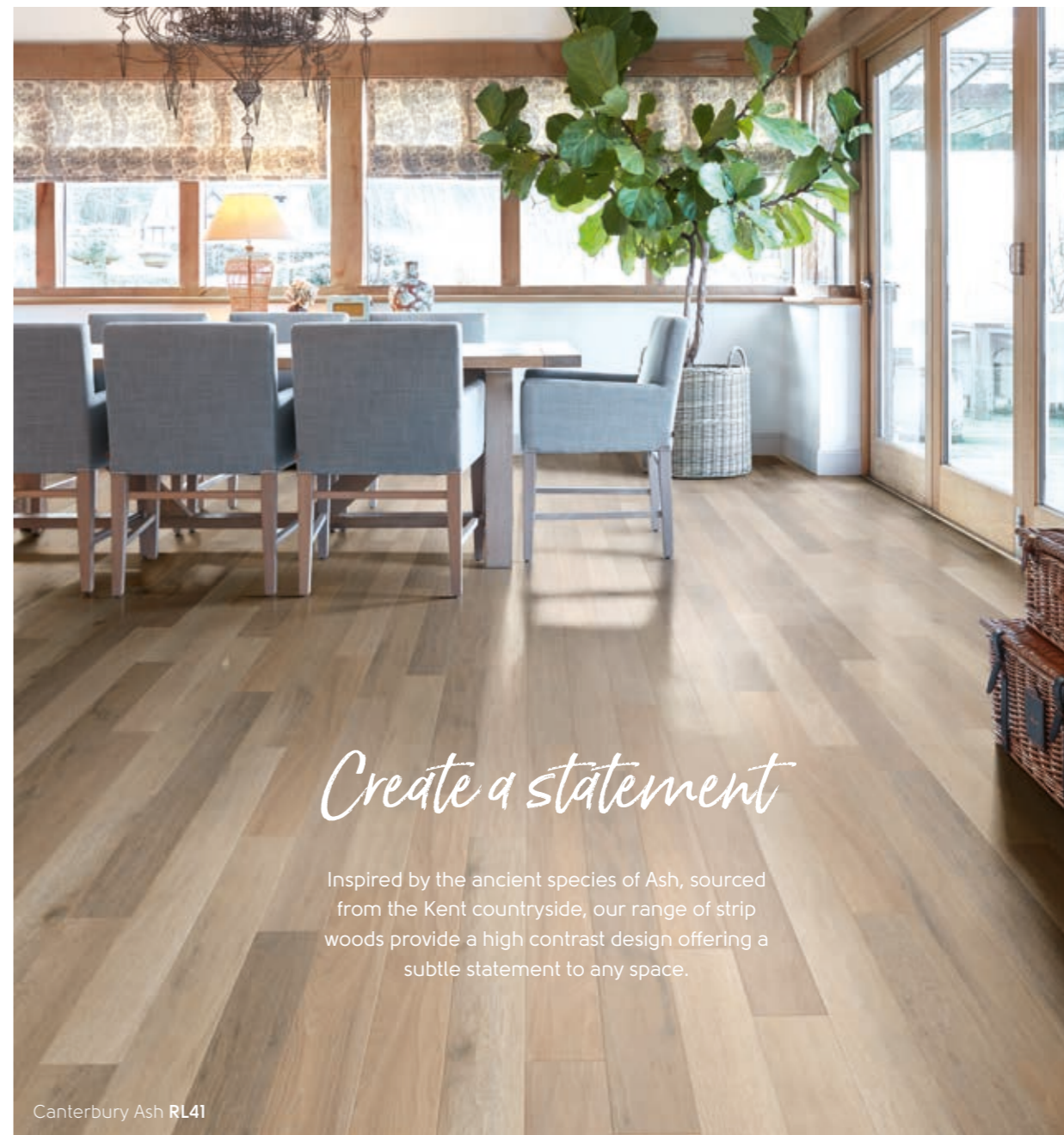
Limed Linen Oak RL47



Canterbury Ash RL41



Tolsford Ash RL42



Create a statement

Inspired by the ancient species of Ash, sourced from the Kent countryside, our range of strip woods provide a high contrast design offering a subtle statement to any space.

Canterbury Ash RL41

= available in gluedown | = available in rigid core

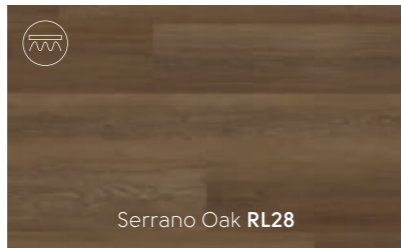
= natural wood grain emboss



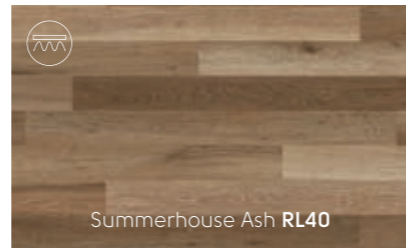
Our Inspiration

Drawing inspiration from a 400-year-old holm oak in the Basque country of Northern Spain, our Serrano Oak design is brought to life. Through the use of light scraping and brushing techniques, our designers have created a distinctive look, enhanced by a darker base layer for a rich and luxurious feel.


The original wood was carefully lime-treated to highlight its beautiful flowery grain and linear patterns and hand-etched to replicate the wood grain in the natural material. Available in a 56" x 9" plank and a large format 28" x 4.5" herringbone to showcase the elegance of the design.



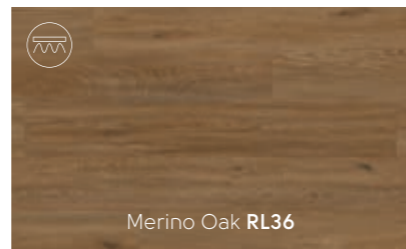
Serrano Oak **RL28**



Summerhouse Ash **RL40**



Serrano Oak **SM-RL28**



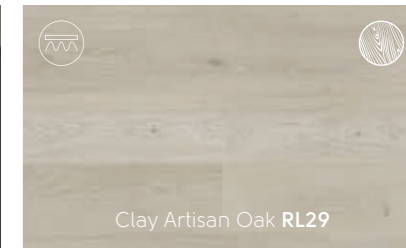
Merino Oak **RL36**




Serrano Oak **SM-RL28**




Basque Oak **RL26**




Clay Artisan Oak **RL29**



Clay Artisan Oak **SM-RL29**



Basque Oak **RL26**



Basque Oak **SM-RL26**



Clay Artisan Oak **RL29**



= available in gluedown



= available in rigid core



= natural wood grain emboss







Glacier Oak SM-RL21



Glacier Oak RL21




Glacier Oak RL21




Glacier Oak SM-RL21




Canvas Oak RL34



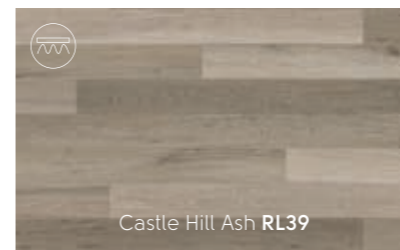
Dove Artisan Oak RL30



Dove Artisan Oak SM-RL30



Canvas Oak RL34




Castle Hill Ash RL39



Dove Artisan Oak RL30



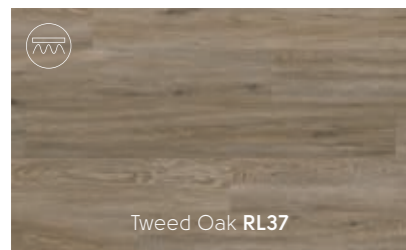
 = available in gluedown |  = available in rigid core

 = natural wood grain emboss







Bellota Oak **RL27** with DS21 5mm and DS06 10mm design strips



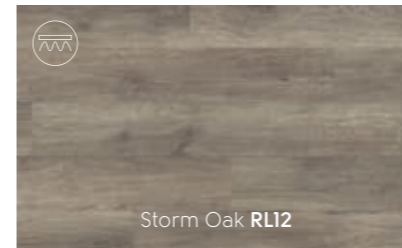
Tweed Oak **RL37**




Bellota Oak **RL27**




Bellota Oak **SM-RL27**



Storm Oak **RL12**



Storm Oak **AP07**



Storm Oak **SBW-RL12**



Storm Oak **SBW-RL12** with DS10 3mm and DS12 5mm design strips



Storm Oak **RL12**

 = available in gluedown |  = available in rigid core

 = natural wood grain emboss







Grey Artisan Oak RL33




Limed Silk Oak RL46




Limed Silk Oak RL46



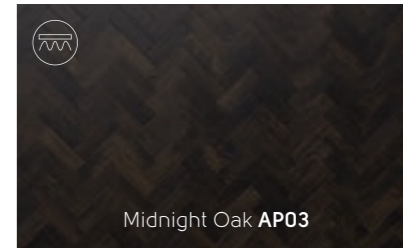
Grey Artisan Oak RL33



Midnight Oak HC06



Midnight Oak HC06



Midnight Oak AP03



Midnight Oak AP03



= available in gluedown



= available in rigid core



= natural wood grain emboss





Detailed grain texture



Taking inspiration from many wood species found around the world, our Van Gogh range offers a wide range of designs to choose from. With products inspired by European oaks to reclaimed, salvaged timbers, there is a design to suit both contemporary and rustic interiors alike.

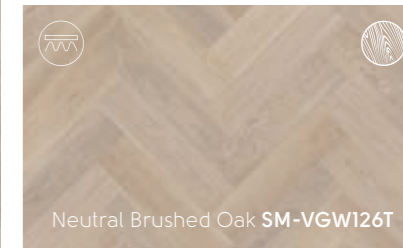



Every Van Gogh plank has a detailed wood grain texture, enhancing the colour and pattern of the product. The larger plank sizes complement these tactile surfaces to create the look and feel of a true timber floor.

Featuring muted tones of White Washed Oak with its subtle graining detail, to the cool grey tones of Nimbus Oak, you will find a product to match your contemporary interiors, while our salvaged redwood and barnwood designs offer a backdrop ideal for a modern rustic finish.

Offering a flexible mix of gluedown and rigid core formats in both full-sized planks and modern herringbone, this collection is ideal for home decorators looking to create stylish interiors with a sense of flow over different subfloor conditions, including uneven or drying floors or where sound transmission from rooms above is a consideration.

Featured product: Texas White Ash **SM-VGW8105** | **SM-VGW8105-RKP**





 = available in gluedown |  = available in rigid core

 = natural wood grain emboss





Texas White Ash SM-VGW8105 | SM-VGW8105-RKP




Design tip

Our Grey Brushed Oak design is available in two different sizes which both create a unique look. Use the large format plank to create a sense of space, add interest using the large herringbone or combine the two over separate areas for a subtle zoning effect.

Grey Brushed Oak SM-VGW120T | SM-VGW120T-RKP



Texas White Ash
VGW8105 | RKP8105



Texas White Ash
SM-VGW8105 | SM-VGW8105-RKP



Texas White Ash VGW8105 | RKP8105



Grey Brushed Oak VGW120T | VGW120T-RKP



Grey Brushed Oak
VGW120T | VGW120T-RKP



Grey Brushed Oak
SM-VGW120T | SM-VGW120T-RKP

= available in gluedown | = available in rigid core




= natural wood grain emboss






Our Inspiration




Our Farmhouse Oaks were inspired by original source material from Holland: decades old painted floorboards that over time had seen the paint wear away, leaving a worn patina with remnants of colour across the boards. With a growing trend in the market for painted woods, our designers recognised that these boards offered a shabby chic feel that morphs to suit different interiors.




 = available in gluedown |  = available in rigid core

 = natural wood grain emboss





 = available in gluedown |  = available in rigid core

 = natural wood grain emboss



Our Inspiration


The inspiration for our beautiful Aviemore Oak design came from the floorboards of an old railway station, tucked away in the Highlands of Scotland. Our design team hand selected planks featuring interesting characteristics that would take on subtle colour variation. The well-balanced cracks and marks give the design a maturity that is not overpowering. The addition of a registered emboss brings the design to life and showcases the subtle grain movements of the original boards.




Aviemore Oak **VGW8242**



Greige Oak
VGW110T | VGW110T-SCB




Aviemore Oak **VGW8242**

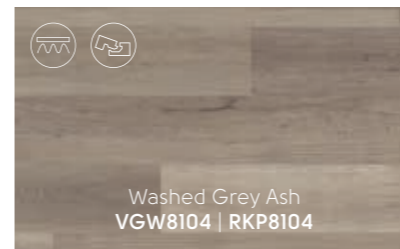


Aviemore Oak **SM-VGW8242**

= available in gluedown | = available in rigid core




Distressed Oak
VGW82T | VGW82T-SCB



Washed Grey Ash
VGW8104 | RKP8104



Misty Grey Oak
VGW112T | VGW112T-SCB



Nimbus Oak **VGW125T**



Misty Grey Oak **VGW112T** with DS10 and DS12 3mm design strips



Nimbus Oak **VGW125T**

= natural wood grain emboss






Baltic Washed Oak **VGW8101** | **RKP8101**



Baltic Washed Oak
VGW8101 | **RKP8101**




Frosted Birch **VGW83T**




Smoked Butternut
VGW8107 | **RKP8107**




Smoked School Cedar **VGW138T**



Baltic Mistral Oak
VGW8112 | **RKP8112**



Smoked School Cedar **VGW138T**



Reclaimed Redwood **VGW99T**




Baltic Mistral Oak **VGW8112** | **RKP8112**

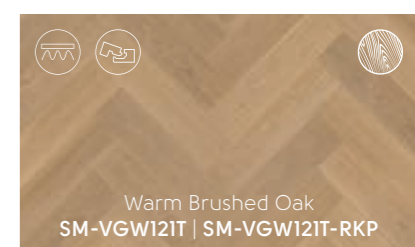
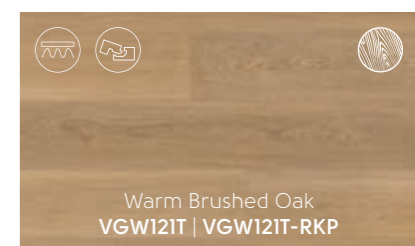

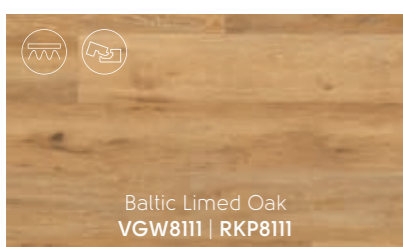
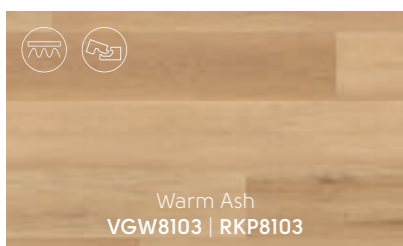

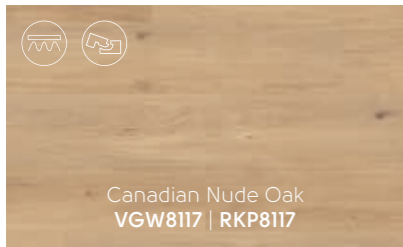



Smoked Butternut **VGW8107**


 = available in glueddown |  = available in rigid core

 = natural wood grain emboss






 = available in glueddown |  = available in rigid core

 = natural wood grain emboss






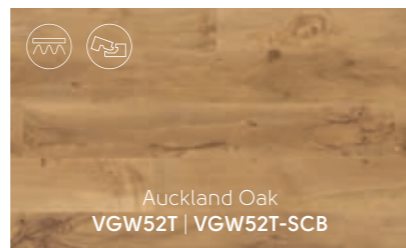
Croftmore Oak **VGW8240**




Croftmore Oak **VGW8240**



Croftmore Oak **SM-VGW8240**



Auckland Oak
VGW52T | VGW52T-SCB



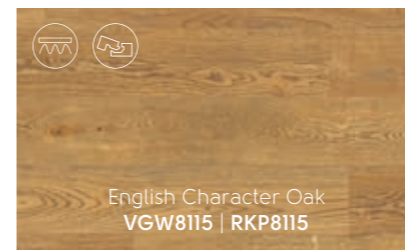
Honey Oak **VGW94T**



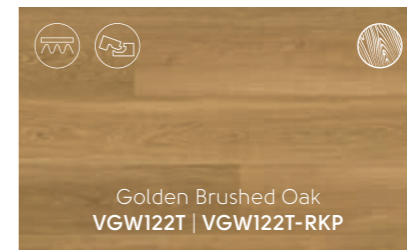
Croftmore Oak **SM-VGW8240**



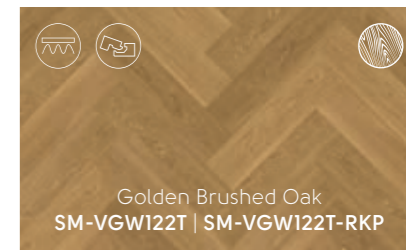
Golden Brushed Oak **SM-VGW122T | SM-VGW122T-RKP**



English Character Oak
VGW8115 | RKP8115



Golden Brushed Oak
VGW122T | VGW122T-RKP



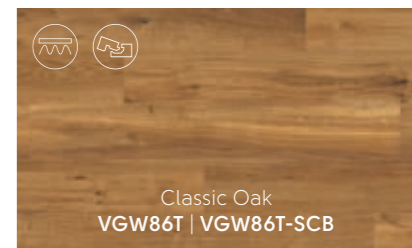




Golden Brushed Oak
SM-VGW122T | SM-VGW122T-RKP

= available in gluedown | = available in rigid core

= natural wood grain emboss





= available in gluedown | = available in rigid core

= natural wood grain emboss





Our Inspiration


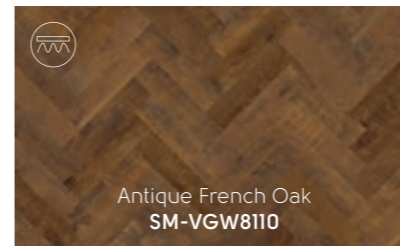
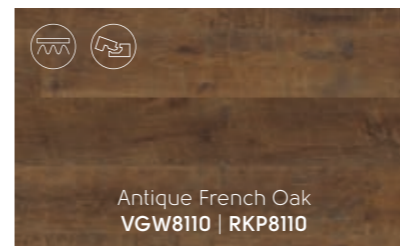
The marvellous rusticity and rotary saw markings of this salvaged American timber create an unmistakably unique floor with unlimited potential. The heavy tonal shifts within this product, created by an elongated period of dehydration, have been enhanced by layers of natural, hand-applied finishing oils. These oils strengthen the underlying brunette tones that allow the vibrancy of the sawn features to become more pronounced. The final bright sandy colours, deep browns, blue hues and dark greys beautifully illuminate these expressive grain structures in high definition.



Salvaged Barnwood **VGW123T | VGW123T-RKP**



Antique French Oak **VGW8110 | RKP8110**



Antique French Oak **SM-VGW8110**

= available in gluedown | = available in rigid core

= natural wood grain emboss





Accessible style


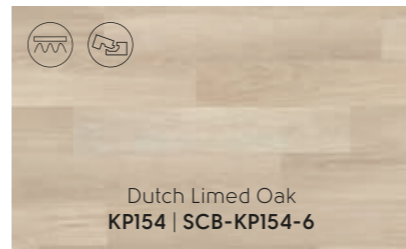
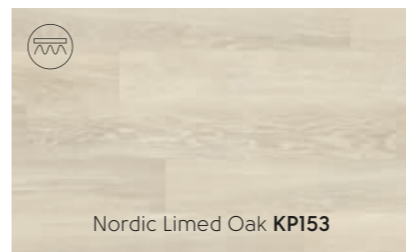



Our popular Knight Tile collection is our most affordable range, offering versatility to home decorators. Taking inspiration from a variety of oaks, driftwoods and pines, the full collection gives a wide variety of choice for every interior.

This collection covers a range of finishes, including rustic, lime washed and painted looks in both traditional and herringbone plank sizes, all finished with a light surface texture. From the pale tones of Washed Scandi Pine to the deep, brown hues of Aged Oak, there is a design and colourway suited for contemporary to rustic interiors.

Offering a flexible mix of gluedown and rigid core formats in both full-sized planks and modern herringbone, this collection is ideal for home decorators looking to create stylish interiors with a sense of flow over different subfloor conditions, including uneven or drying floors or where sound transmission from rooms above is a consideration.


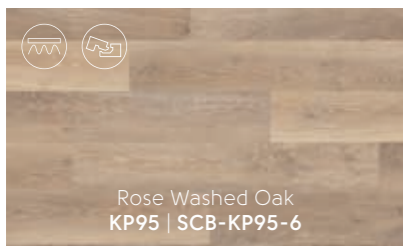

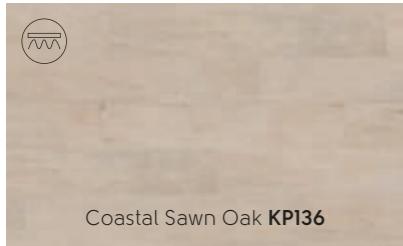
Featured product: Grey Limed Oak **SM-KP138** with Quadrant border





= available in gluedown | = available in rigid core

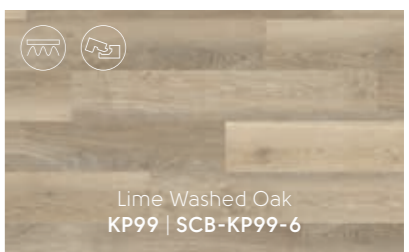





"By combining classic touches with practical materials and pops of vivid colour, we have transformed our house into a contemporary, family-friendly home," shares Hannah.

Modern classic

This worn, sun bleached driftwood effect is available in a smaller 18" x 3" plank which can be laid in a herringbone or block design for an extra sense of style.



= available in gluedown | = available in rigid core






Washed Character Oak SM-KP144



Washed Character Oak KP144 | SCB-KP144-6



Washed Character Oak SM-KP144




Washed Character Oak KP144 | SCB-KP144-6



Grey Limed Oak SM-KP138



Grey Limed Oak KP138 | SCB-KP138-6



Grey Limed Oak SM-KP138



Design tip

Many of our Knight Tile designs are available in a rigid core, click-locking, fitting format. Ideal for installing over most existing hard floors with added acoustic benefits.


Grey Limed Oak KP138 | SCB-KP138-6

= available in gluedown | = available in rigid core






Light Worn Oak KP104



Light Worn Oak KP104




Urban Spotted Gum KP141




Design tip

Create impact across a room using the full sized planks of our Knight Tile range to create a timeless herringbone design, ideal for contemporary and classic interiors alike.

Urban Spotted Gum KP141



Grey Studio Oak KP152



Grey Studio Oak SM-KP152



Quayside Oak KP148



Grey Studio Oak SM-KP152

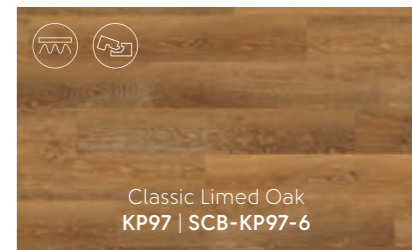

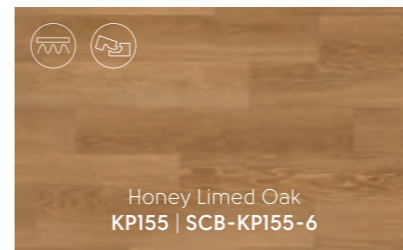

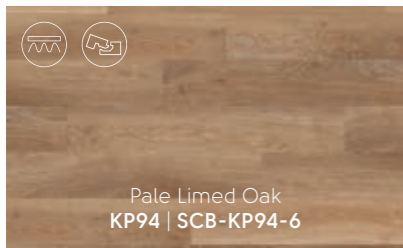




= available in gluedown



= available in rigid core



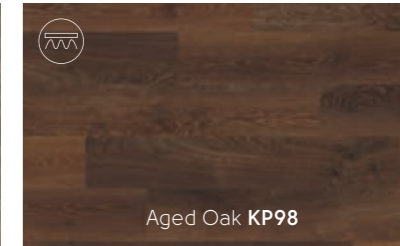
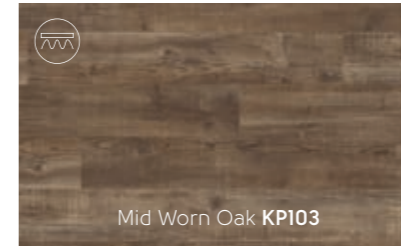
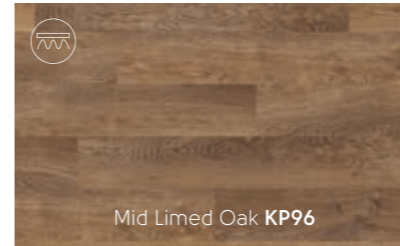




= available in gluedown | = available in rigid core



Our Inspiration

Our designers sourced these beautiful planks from Amsterdam, Holland where they found them recovered from an old wind-powered sawmill. These characterful boards had been smoked which highlighted the visible knots and strong grain detail. The variation in tone, grain and burnished black knots add to the character of these planks, the colour variation gives options for a variety of interior spaces. This characterful oak design is available in three colourways, Washed, Natural and Traditional in a 36" x 6" plank, with two of those colours also available in matching small plank.







Effortlessly stylish

Each stone design in our Art Select collection has been carefully selected to bring a touch of nature's beauty into your space.

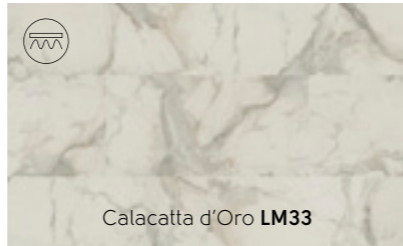

Our designers have replicated the natural embossing of the original material, creating a sleek, consistent finish that enhances practicality and offers comfort with every step. These highly realistic textured surfaces are combined with deep bevelled edges and large tile sizes, resulting in a collection that is beautiful and versatile. Featuring designs inspired by onyx, with its striking veining and translucent quality; quartzite, known for its unique textures, and the earthy and organic tones of Ceppo di Gré offering a high end terrazzo look.

Whether you choose a single stone or mix and match for a bespoke look, our Art Select stone collection is sure to elevate your space with timeless charm, elegance and luxury.



Featured product: Naturale Ceppo LM45







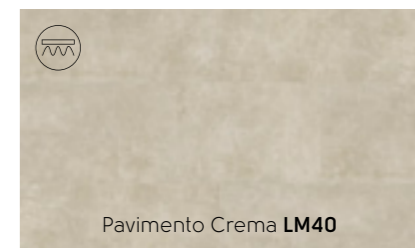

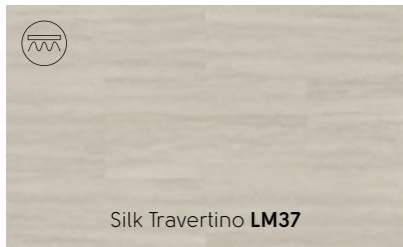


Our Inspiration

Calacatta Borghini Marble is the most sought-after marble variety, extracted from one of the oldest quarries in the Apuan Alps of Italy. It is very precious and in limited supply making it worth thousands of pounds per slab and unattainable to the average consumer.

Our designers were fortunate to source a slab of this rare material, most commonly used for countertops and wall cladding, and have delicately worked with the design to create a stunning floor tile with prominent grey and gold veining, as found in the original. The design makes a statement that can be accentuated or neutralised within the interior space, bringing sophistication and elegance to any room.






 = available in gluedown |  = available in rigid core






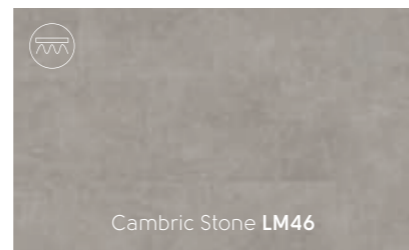
Pavimento Grigio LM41



Brenner Quartzite LM47



Pavimento Grigio LM41



Cambric Stone LM46

 = available in gluedown |  = available in rigid core



Naturale Ceppo LM45 with DS10 3mm design strip




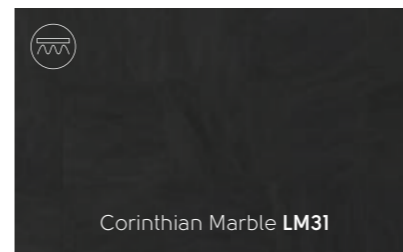


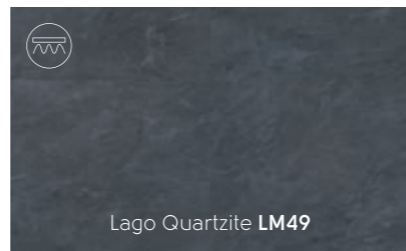


Naturale Ceppo LM45

Our Inspiration

Originally quarried in 19th century Italy, this bluey-grey ornamental stone was only sold locally for houses. "Ceppo" translates to 'rock with pebbles', the main aesthetic feature of this design which forms naturally from a mixture of fragmented stones, leaning to the very high end of beautiful and highly aspirational terrazzo styles.

Modern architects have recognised its appeal and versatility and it is now seen as a modern material for interiors. Our designers have skillfully crafted three contemporary colour ways of this distinctive source material - Brezza, Sabbia and Naturale - offering a neutral, warm or cool option for any interior.





 = available in gluedown |  = available in rigid core







Clean & contemporary



Our Van Gogh collection offers a wide range of designs for home decorators. Taking inspiration from a variety of natural stones, slates and marbles the full collection gives a wide variety of choice for every interior. From the clean white tones of classic Calacatta marble, to rich, dark contemporary Italian slates, there is a design suited to every home.

Offering designs in a mix of gluedown and rigid core formats, this collection is ideal for home decorators looking to create stylish interiors with a sense of flow over different subfloor conditions, including uneven or drying floors or where sound transmission from rooms above is a consideration.



Featured product: Urban Grey VGT2402 | RKT2402





Our Inspiration

Breccia, rubble in English, gets its name due to tiny bits of rocks that become embedded in the marble as it forms. Found in several regions of the world, our designers were inspired by original Italian breccia. When quarried, the resulting slabs feature an array of different fragments that have been forced together over time to create one solid rock.

Available in large 18" x 36" tiles to show off the natural variation of the product, our designers have then introduced different colours that are ideal for modern homes.

= available in gluedown | = available in rigid core





Tortora Breccia Marble VGT3018 with DS24 3mm design strip



Tortora Breccia Marble VGT3018



Cotswold Stone VGT2405 | RKT2405



Cotswold Stone VGT2405 | RKT2405



Tuscan Slate VGT2421 with DS10 3mm design strip



Tuscan Slate VGT2421



Bronze Castello Marble VGT2416



Bronze Castello Marble VGT2416


 = available in gluedown |  = available in rigid core





Our Inspiration

Slate continues to be a popular look in flooring and with our Italian Slates, our designers wanted to introduce a subtle variation to this known classic. The directional markings within the tiles are vertical rather than horizontal and tiny flecks of tonal colour add depth and interest to the design. A smooth surface finish allows the colour and design to attract all the focus. Offered in charcoal, grey, beige and off-white colourways, there's a tile here for every space.



= available in gluedown | = available in rigid core





Grigio Breccia Marble VGT3019 with DS25 3mm design strip



Grigio Breccia Marble VGT3019



Metro Grey VGT2403 | RKT2403



Pebble Grey VGT2410



Urban Grey VGT2402 | RKT2402




Pebble Grey VGT2410



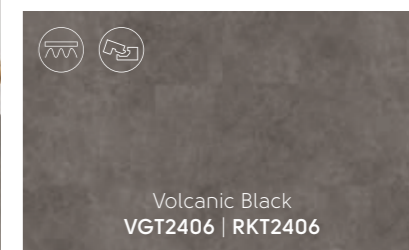
Milanese Slate VGT2420




Volcanic Black VGT2406 | RKT2406



Graphite Castello Marble VGT2419



Volcanic Black VGT2406 | RKT2406



Milanese Slate VGT2420

= available in gluedown | = available in rigid core






Versatility & style

Our popular Knight Tile collection is our most affordable range, offering versatility to home decorators.

Taking inspiration from a variety of natural stones, slates and marbles the full collection gives a wide variety of choice for every interior. From the classic pale tones of Glacial Marble to the contemporary Grey Riven Slate, there is a design suited to every home.

Offering a flexible mix of gluedown and rigid core formats, this collection is ideal for home decorators looking to create stylish interiors with a sense of flow over different subfloor conditions, including uneven or drying floors or where sound transmission from rooms above is a consideration.



Featured product: Basel Stone **ST23** with DS10 3mm design strip

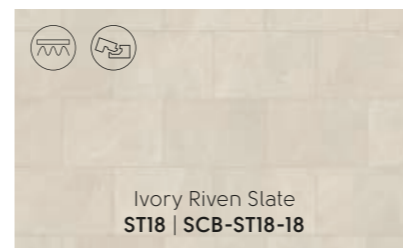




Our Inspiration

Found in the Apuan Mountains in Italy, Calacatta and Carrara marble are currently a dominant style in stone and interior finishes. Typically having a neutral, broken veining and a bright look, both offer an impressive and distinctive style which can be adapted to both classic and contemporary interiors.

Our product designers have taken their inspiration from these ancient roman quarries to create our classic marble designs available in a 12" x 18" tile and 3" x 18" small tile version.







Lucerne Stone **ST25** with DS10 3mm design strip



Lucerne Stone **ST25**



Natural Stone **ST29**



Bath Stone **ST12**



Portland Stone **ST13** | SCB-ST13-18




Natural Stone **ST29** with DS10 3mm design strip



Honed Pebble Slate **ST20** with DS10 3mm design strip



Honed Pebble Slate **ST20** | SCB-ST20-18





Olten Stone **ST24**



Olten Stone **ST24**



 = available in gluedown |  = available in rigid core





Our Inspiration

The original source material for this design came from volcanic rock, dating back 300 million years. Sourced from quarries located in the heart of England's Lake District, our design team have taken inspiration from the characterful details of the linear markings and fractured features to create the riven slate design. Demonstrating the beautiful natural textures of this raw material, use riven slate to introduce dark and sultry tones to your home to create an air of sophistication to any interior.






Geometric impact

Kaleidoscope is a unique collection of wood and stone colours available in different geometric designs including Cubix, Pennon and Apex. Our Kaleidoscope collection can help you achieve 3D impact, movement and visual contrast in your home.

Each piece of your geometric floor has been cleverly cut from our authentic wood and stone designs, with popular colourways from our Art Select, Van Gogh and Knight Tile ranges, to form shapes.

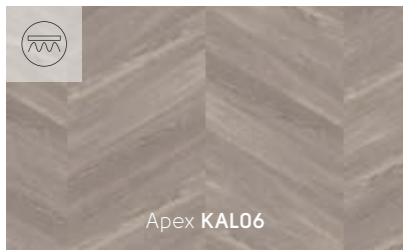


Featured product: Pyramid KAL01

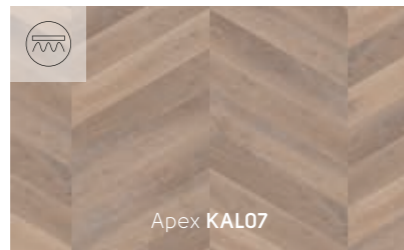





Apex KAL07



Apex KAL06




Apex KAL07




Apex KAL14



Hexa KAL09




Hexa KAL09



Hexa KAL08



Pennon KAL04



Half Pennon KAL05



Pennon KAL04

= available in gluedown | = available in rigid core



Our Inspiration

Inspired by the artistic techniques of traditional Moroccan and medieval Spanish architecture, these tiles feature a non-uniform, patchwork arrangement that incorporates a stylish combination of geometric forms, curves and crests. This creative design is available in two subtle yet striking colourways, offering a modern interpretation of these iconic patterns.




Casablanca SP219




Marrakesh SP220




Casablanca SP219



Woven KAL11



Woven KAL11








Woven KAL12



Woven KAL11

= available in gluedown | = available in rigid core





 = available in gluedown |  = available in rigid core





Victorian grandeur



The Heritage Collection features a range of exquisite designs inspired by the architectural tiled floors of grand Victorian and Regency villas and townhouses.

Each design has been created to give the opulent look of classic geometric tiles. From striking monochrome designs to beautifully blended traditional patterns, the collection reflects both the classic elegance of historic homes and the boldness of contemporary trends.

Ideal for recreating the original character of period interiors or for a contemporary statement look, the heritage look, the Heritage Collection features a tasteful mix of shades that can be used to create a totally individual look.

Presenting a range of 12 colours, from timeless terracotta, crimson and gold to contemporary dove grey, taupe and baby blue, the Heritage Collection features square, triangle and octagonal tiles, available in all 12 shades, which can be mixed and matched in any combination to create a truly individual floor.

Featured product: Clifton CLIF-04





Montpellier MONT-01

Our Inspiration

Our Heritage Collection features a range of exquisite designs inspired by the architectural tiled floors of grand Victorian and Regency villas and townhouses. Our product designers have taken four classic patterns and a palette of 12 colours and paired them carefully to create the collection ideal for recreating the original character of elegant period interiors.


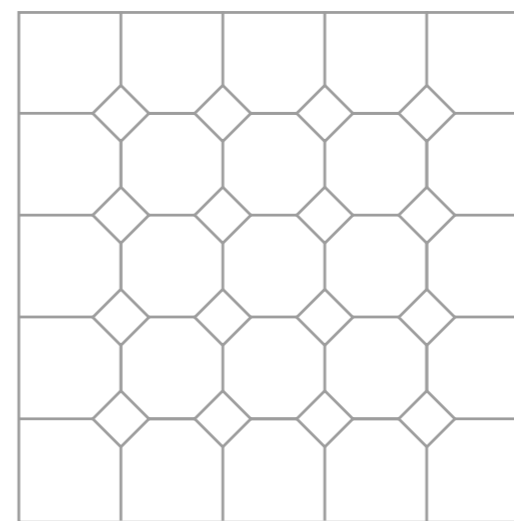
This range reinvents historical style with all the benefits of luxury vinyl tiles, offering a practical choice for an on-trend, modern floor.



Design tip


All our Heritage Collection designs have complementary borders to add that perfect finishing touch to your room.

Montpellier MONT-06



Montpellier MONT-06

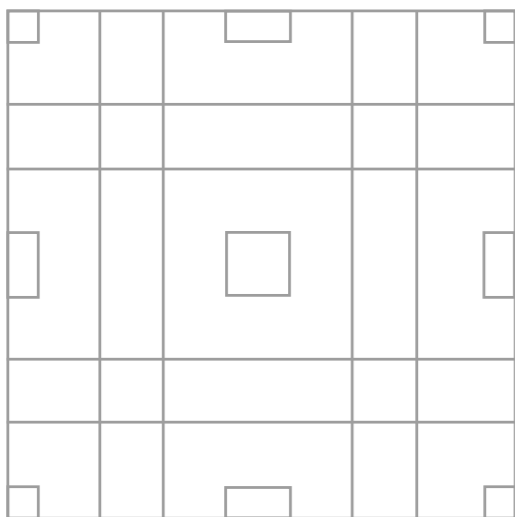




"We wanted this room to have the 'wow factor' and it is completely different to the rest of the house and to our usual style of simple pastels and neutrals." shares Katie.





In a classic monochrome combination, Lansdown presents a clean and contemporary grid effect with square tiles in Nero and Lace.



Lansdown LANS-01



Mayfair MAYF-01



Mayfair MAYF-01



= available in gluedown


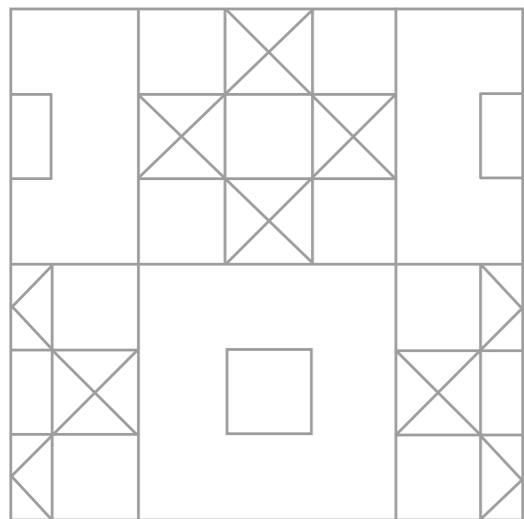


= available in rigid core





Clifton CLIF-01



Clifton CLIF-02



Clifton CLIF-04


 = available in gluedown |  = available in rigid core



*Our ranges
at a glance*

We offer natural wood and stone-inspired designs featuring all the intricate details and unique characteristics you'd expect to see in traditional flooring. Carefully designed for authenticity, colours are defined with variable shades and tones, just as they are in natural materials. We have an extensive collection of designs, from soft light to darker tones, paired with attractive emboss detailing, there's sure to be a design to define your living space.





Art Select Wood



Thickness: 3.0mm
Wear layer: 0.7mm
Bevel: Standard

1219mm x 114mm (48" x 4.5")



Castle Hill Ash **RL39***

(pg 43)



Limed Silk Oak **RL46***

(pg 46)



Canterbury Ash **RL41***

(pg 39)



Limed Linen Oak **RL47***

(pg 39)

1219mm x 178mm (48" x 7")



Cotton Oak **RL38**

(pg 29)



Damask Oak **RL35**

(pg 29)



Canvas Oak **RL34**

(pg 43)



Storm Oak **RL12**

(pg 45)



Tweed Oak **RL37**

(pg 44)



Tolsford Ash **RL42***

(pg 39)



Natural Oak **RL48***

(pg 33)




Summerhouse Ash **RL40***

(pg 40)



Canyon Oak **RL25***

(pg 33)



Salon Oak **RL13**

(pg 38)



Spring Oak **RL01**

(pg 32)



Summer Oak **RL02**

(pg 34)




Merino Oak **RL36**

(pg 40)



Spanish Cherry **RL05**

(pg 36)




Art Select Wood



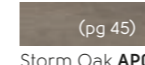
Thickness: 3.0mm
Wear layer: 0.7mm
Bevel: Standard

228mm x 76mm (9" x 3")



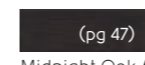
Salon Oak **AP08**

(pg 38)




Storm Oak **AP07**

(pg 45)




Midnight Oak **AP03**

(pg 47)




Spring Oak **AP01**

(pg 32)



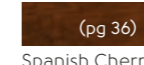
Dawn Oak **AP02**

(pg 34)



Morning Oak **AP06**

(pg 35)



Spanish Cherry **AP05**

(pg 36)

457mm x 76mm (18" x 3")



Clay Artisan Oak **SM-RL29**

(pg 41)




Glacier Oak **SM-RL21**

(pg 42)



Dove Artisan Oak **SM-RL30**

(pg 43)



Dune Oak **SM-RL24**

(pg 28)



Mountain Oak **SM-RL22**

(pg 28)




Savannah Oak **SM-RL23**

(pg 30)



Golden Artisan Oak **SM-RL31**

(pg 31)



Prairie Oak **SM-RL20**

(pg 30)

915mm x 152mm (36" x 6")




Morning Oak **HC02**

(pg 35)



Dawn Oak **HC01**

(pg 34)



Hickory Nutmeg **EW03**

(pg 36)



Hickory Peppercorn **EW02**

(pg 36)



Midnight Oak **HC06**

(pg 47)

711mm x 114mm (28" x 4.5")



Basque Oak **SM-RL26**

(pg 41)



Bellota Oak **SM-RL27**

(pg 44)



Serrano Oak **SM-RL28**

(pg 40)

114mm, 152mm and 228mm
(4.5", 6" and 9") widths and various lengths



Reclaimed Chestnut **RPL-EW21***

(pg 37)

114mm x 114mm / 305mm x 76mm
(4 1/2" x 4 1/2" / 12" x 3")



Storm Oak **SBW-RL12**

(pg 45)



Spring Oak **SBW-RL01**

(pg 32)



Dawn Oak **SBW-HC01**

(pg 34)

* Please note: as a feature of the design, these products incorporate a high colour variation between individual planks




= available in gluedown



= available in rigid core

Please refer to page 10 & 11 for more information on formats





Art Select Wood



Thickness: 3.0mm
Wear layer: 0.7mm
Bevel: Standard

1422mm x 228mm (56" x 9")



(pg 41)

Clay Artisan Oak **RL29**



(pg 29)

Pale Artisan Oak **RL32**



(pg 42)

Glacier Oak **RL21**



(pg 28)

Mountain Oak **RL22**



(pg 41)

Basque Oak **RL26**



(pg 31)

Golden Artisan Oak **RL31**



(pg 43)

Dove Artisan Oak **RL30**



(pg 30)

Savannah Oak **RL23**



(pg 44)

Bellota Oak **RL27**



(pg 28)

Dune Oak **RL24**



(pg 46)

Grey Artisan Oak **RL33**



(pg 30)

Prairie Oak **RL20**



(pg 40)

Serrano Oak **RL28**



(pg 37)

Reclaimed Chestnut **EW21***

* Please note: as a feature of the design, these products incorporate a high colour variation between individual planks



Pale Artisan Oak **RL32**



Dove Artisan Oak **RL30**




= available in glued down



= available in rigid core

Please refer to page 10 & 11 for more information on formats





Art Select Stone



Thickness: 3.0mm
Wear layer: 0.7mm
Bevel: Standard

457mm x 610mm (18" x 24")



(pg 90)

Brenner Quartzite **LM47**




(pg 90)

Cambric Stone **LM46**




(pg 92)

Corris Slate **LM22**




(pg 93)

Melbourne Slate **LM05**




(pg 92)

Verona Quartzite **LM48**



(pg 92)

Lago Quartzite **LM49**



(pg 92)


Canberra Slate **LM06**

457mm x 457mm (18" x 18")




(pg 86)

Doric Marble **LM32**



(pg 88)

Ionic Marble **LM30**



(pg 93)

Corinthian Marble **LM31**




Lago Quartzite **LM49** with DS12 3mm design strip



= available in gluedown



= available in rigid core




Art Select Stone



Thickness: 3.0mm
Wear layer: 0.7mm
Bevel: Standard

457mm x 914mm (18" x 36")




(pg 86)

Pearl Onyx **LM35**



(pg 86)

Calacatta d'Oro **LM33**



(pg 87)

Champagne Travertino **LM38**




(pg 87)

Rose Onyx **LM36**




(pg 88)

Silk Travertino **LM37**



(pg 89)

Pavimento Crema **LM40**



(pg 88)

Pavimento Bianco **LM42**



(pg 89)

Caliza Classico **LM39**



(pg 90)

Pavimento Grigio **LM41**




(pg 88)

Brezza Ceppo **LM43**



(pg 87)

Sabbia Ceppo **LM44**



(pg 91)

Naturale Ceppo **LM45**



(pg 93)

Black Onyx **LM34**

Please refer to page 10 & 11 for more information on formats





Van Gogh Wood



Thickness: 3.0mm
Wear layer: 0.55mm
Bevel: Micro

1219mm x 178mm (48" x 7")



Silver Farmhouse Oak **VGW137T**



Blush Oak **VGW107T**



Light Country Oak **VGW139T**



Light Distressed Oak **VGW111T**



White Washed Oak **VGW80T**



Blond Farmhouse Oak **VGW136T**



Cool Grey Oak **VGW113T**



Greige Oak **VGW110T**



Aged Redwood **VGW100T***



Distressed Oak **VGW82T**



Misty Grey Oak **VGW112T**



Country Oak **VGW81T**



Frosted Birch **VGW83T**



Reclaimed Redwood **VGW99T***



Natural Prime Oak **VGW115T**



Birch **VGW84T**



French Oak **VGW85T**



Honey Oak **VGW94T**



Natural School Cedar **VGW142T**



Auckland Oak **VGW52T**



Hessian Oak **VGW93T**



Classic Oak **VGW86T**



Wellington Oak **VGW53T**



Smoked School Cedar **VGW138T**



Smoked Oak **VGW70T**



Charred Oak **VGW102T***



Walnut **VGW87T**



Ebony **VGW89T**

711mm x 178mm (28" x 7")



Texas White Ash **SM-VGW8105**



Neutral Brushed Oak **SM-VGW126T**



Grey Brushed Oak **SM-VGW120T**



Texas Grey Ash **SM-VGW8239**



Canadian Urban Oak **SM-VGW8116**



Warm Brushed Oak **SM-VGW121T**



Golden Brushed Oak **SM-VGW122T**



Salvaged Barnwood **SM-VGW123T**

457mm x 114mm (18" x 4.5")



Canadian Nude Oak **SM-VGW8117**



Croftmore Oak **SM-VGW8240**



Glenmore Oak **SM-VGW8237**



Hayfield Oak **SM-VGW8241**



Aviemore Oak **SM-VGW8242**



Antique French Oak **SM-VGW8110**



Van Gogh Wood



Thickness: 3.0mm
Wear layer: 0.55mm
Bevel: Micro

1422mm x 228mm (56" x 9")



Texas White Ash **VGW8105**



Canadian Nude Oak **VGW8117**



Warm Ash **VGW8103**



Canadian Urban Oak **VGW8116**



Warm Brushed Oak **VGW121T**



Golden Brushed Oak **VGW122T**



English Character Oak **VGW8115**



Glenmore Oak **VGW8237**



Baltic Limed Oak **VGW8111**



Croftmore Oak **VGW8240**



Smoked Butternut **VGW8107**



Baltic Mistral Oak **VGW8112**



Neutral Brushed Oak **VGW126T**



Grey Brushed Oak **VGW120T**



Shadow Oak **VGW124T**



Baltic Washed Oak **VGW8101**



Nimbus Oak **VGW125T**



Washed Grey Ash **VGW8104**



Texas Grey Ash **VGW8239**



Hayfield Oak **VGW8241**



Aviemore Oak **VGW8242**



Salvaged Barnwood **VGW123T**



Antique French Oak **VGW8110**

* Please note: as a feature of the design, these products incorporate a high colour variation between individual planks



= available in gluedown



= available in rigid core

Please refer to page 10 & 11 for more information on formats





Van Gogh Wood



Thickness: 6.5mm
Wear layer: 0.55mm
Bevel: Micro

1420mm x 225mm (56" x 9")



Texas White Ash **RKP8105**



Canadian Urban Oak **RKP8116**



Grey Brushed Oak **VGW120T-RKP**



Baltic Washed Oak **RKP8101**



Washed Grey Ash **RKP8104**



Baltic Mistral Oak **RKP8112**



Smoked Butternut **RKP8107**



Antique French Oak **RKP8110**



Warm Ash **RKP8103**



Canadian Nude Oak **RKP8117**



Baltic Limed Oak **RKP8111**



English Character Oak **RKP8115**



Warm Brushed Oak **VGW121T-RKP**



Golden Brushed Oak **VGW122T-RKP**



Salvaged Barnwood **VGW123T-RKP**

708mm x 177mm
(28" x 7")



Texas White Ash
SM-VGW8105-RKP



Grey Brushed Oak
SM-VGW120T-RKP



Canadian Urban Oak
SM-VGW8116-RKP



Warm Brushed Oak
SM-VGW121T-RKP



Golden Brushed Oak
SM-VGW122T-RKP



Salvaged Barnwood
SM-VGW123T-RKP



Thickness: 5.5mm
Wear layer: 0.55mm
Bevel: Micro

1220mm x 180mm (48" x 7")



Blush Oak **VGW107T-SCB**



Light Distressed Oak **VGW111T-SCB**



Light Country Oak **VGW139T-SCB**



Greige Oak **VGW110T-SCB**



Misty Grey Oak **VGW112T-SCB**



Country Oak **VGW81T-SCB**



Distressed Oak **VGW82T-SCB**



Natural Prime Oak **VGW115T-SCB**



French Oak **VGW85T-SCB**



Classic Oak **VGW86T-SCB**



Auckland Oak **VGW52T-SCB**



= available in gluedown



= available in rigid core



Baltic Washed Oak **VGW8101 | RKP8101**



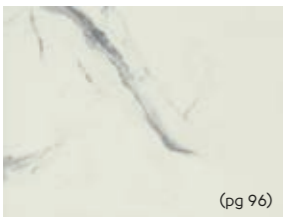


Van Gogh Stone



Thickness: 3.0mm
Wear layer: 0.55mm
Bevel: Micro


457mm x 610mm (18" x 24")




Palazzo Marble **VGT2413**




Venetian Slate **VGT2423**



Dove Castello Marble **VGT2418**




Frosted Stone **VGT2401**



Cotswold Stone **VGT2405**



Metro Grey **VGT2403**



Grey Castello Marble **VGT2417**




Bronze Castello Marble **VGT2416**




Roman Slate **VGT2422**



Pebble Grey **VGT2410**




Tuscan Slate **VGT2421**




Graphite Castello Marble **VGT2419**



Urban Grey **VGT2402**



Volcanic Black **VGT2406**



Milanese Slate **VGT2420**

178mm x 711mm (7" x 28")



Palazzo Marble **SM-VGT2413**



= available in gluedown



= available in rigid core



Van Gogh Stone




Thickness: 3.0mm
Wear layer: 0.55mm
Bevel: Micro

457mm x 914mm (18" x 36")




Bianco Breccia Marble **VGT3021**



Luna Breccia Marble **VGT3020**



Tortora Breccia Marble **VGT3018**



Grigio Breccia Marble **VGT3019**




Van Gogh Stone




Thickness: 6.5mm
Wear layer: 0.55mm
Bevel: Micro

457mm x 600mm (18" x 24")




Frosted Stone **RKT2401**



Cotswold Stone **RKT2405**



Metro Grey **RKT2403**




Urban Grey **RKT2402**



Volcanic Black **RKT2406**

Please refer to page 10 & 11 for more information on formats





























Knight Tile Wood










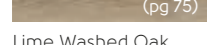


Thickness: 2.0mm
Wear layer: 0.3mm
Bevel: No

915mm x 152mm (36" x 6")

 Washed Scandi Pine KP132 (pg 72)	 Nordic Limed Oak KP153 (pg 73)	 Natural Studio Oak KP151 (pg 80)
 White Painted Oak KP105 (pg 72)	 Dutch Limed Oak KP154 (pg 73)	 Pale Limed Oak KP94 (pg 80)
 Grey Scandi Pine KP131 (pg 72)	 Coastline Oak KP147 (pg 74)	 Traditional Character Oak KP146 (pg 82)
 Grey Limed Oak KP138 (pg 77)	 Coastal Sawn Oak KP136 (pg 74)	 Honey Limed Oak KP155 (pg 81)
 Grey Studio Oak KP152 (pg 79)	 Rose Washed Oak KP95 (pg 74)	 Classic Limed Oak KP97 (pg 81)
 Quayside Oak KP148 (pg 79)	 Washed Character Oak KP144 (pg 76)	 Mid Limed Oak KP96 (pg 83)
 Light Worn Oak KP104 (pg 78)	 Lime Washed Oak KP99 (pg 75)	 Mid Worn Oak KP103 (pg 83)
 Urban Spotted Gum KP141 (pg 78)	 Natural Character Oak KP145 (pg 80)	 Aged Oak KP98 (pg 83)

457mm x 76mm (18" x 3")

 Washed Scandi Pine SM-KP132 (pg 72)	 Dutch Limed Oak SM-KP154 (pg 73)	 Pale Limed Oak SM-KP94 (pg 80)
 Grey Limed Oak SM-KP138 (pg 77)	 Rose Washed Oak SM-KP95 (pg 74)	 Traditional Character Oak SM-KP146 (pg 82)
 Grey Studio Oak SM-KP152 (pg 79)	 Washed Character Oak SM-KP144 (pg 76)	 Honey Limed Oak SM-KP155 (pg 81)
 Lime Washed Oak SM-KP99 (pg 75)		



= available in gluedown



= available in rigid core












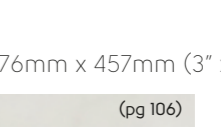



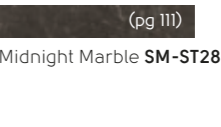





Knight Tile Stone



Thickness: 2.0mm
Wear layer: 0.3mm
Bevel: No

305mm x 457mm (12" x 18")

 Frosted Marble ST26 (pg 106)	 Dove Grey Concrete ST21 (pg 107)	 Olten Stone ST24 (pg 109)	 Honed Charcoal Slate ST19 (pg 111)
 Glacial Marble ST27 (pg 106)	 Lucerne Stone ST25 (pg 108)	 Smoked Concrete ST22 (pg 110)	 Black Riven Slate ST15 (pg 111)
 Honed Oyster Slate ST17 (pg 107)	 Honed Pebble Slate ST20 (pg 109)	 Grey Riven Slate ST16 (pg 110)	 Glacial Marble SM-ST27 (pg 106)
 Ivory Riven Slate ST18 (pg 107)	 Portland Stone ST13 (pg 108)	 Basel Stone ST23 (pg 110)	 Midnight Marble SM-ST28 (pg 111)
 Natural Stone ST29 (pg 108)	 Bath Stone ST12 (pg 108)	 Cumbrian Stone ST14 (pg 111)	

76mm x 457mm (3" x 18")



Basel Stone **ST23** with DS10 3mm design strip

Please refer to page 10 & 11 for more information on formats





Knight Tile Wood



Thickness: 4.5mm
Wear layer: 0.3mm
Bevel: No

914mm x 150mm (36" x 6")



(pg 72)

White Painted Oak **SCB-KP105-6**



(pg 73)

Dutch Limed Oak **SCB-KP154-6**



(pg 81)

Honey Limed Oak **SCB-KP155-6**



(pg 77)

Grey Limed Oak **SCB-KP138-6**



(pg 74)

Rose Washed Oak **SCB-KP95-6**



(pg 81)

Classic Limed Oak **SCB-KP97-6**



(pg 75)

Lime Washed Oak **SCB-KP99-6**



(pg 80)

Pale Limed Oak **SCB-KP94-6**



(pg 76)

Washed Character Oak **SCB-KP144-6**



(pg 82)

Traditional Character Oak **SCB-KP146-6**




Knight Tile Stone



Thickness: 4.5mm
Wear layer: 0.3mm
Bevel: No

305mm x 457mm (12" x 18")




(pg 106)

Frosted Marble
SCB-ST26-18




(pg 107)

Honed Oyster Slate
SCB-ST17-18




(pg 110)

Smoked Concrete
SCB-ST22-18




(pg 111)

Honed Charcoal Slate
SCB-ST19-18



(pg 107)

Ivory Riven Slate
SCB-ST18-18




(pg 109)

Honed Pebble Slate
SCB-ST20-18



(pg 110)

Grey Riven Slate
SCB-ST16-18




(pg 107)

Dove Grey Concrete
SCB-ST21-18



(pg 108)

Portland Stone
SCB-ST13-18



(pg 111)

Cumbrian Stone
SCB-ST14-18



Traditional Character Oak **KP146 | SCB-KP146-6**



= available in gluedown




= available in rigid core

Please refer to page 10 & 11 for more information on formats






Kaleidoscope



Apex **KAL06**

(pg 114)



Apex **KAL07**

(pg 114)




Apex **KAL14**

(pg 114)




Pyramid **KAL01**

(pg 119)




Cubix **KAL02**

(pg 118)




Cubix **KAL03**

(pg 118)



Cubix **KAL13**

(pg 118)



Tripoint **KAL10**

(pg 119)



Hexa **KAL08**

(pg 115)



Hexa **KAL09**

(pg 115)




Pennon **KAL04**

(pg 115)




Half Pennon **KAL05**

(pg 115)



Woven **KAL12**

(pg 117)



Woven **KAL11**

(pg 117)



Casablanca **SP219**

(pg 116)



Marrakesh **SP220**

(pg 116)



Hexa **KAL09**



Heritage Collection




Montpellier **MONT-01**



Montpellier **MONT-02**



Montpellier **MONT-03**



Montpellier **MONT-04**



Montpellier **MONT-05**




Montpellier **MONT-06**

(pg 123)



Montpellier **MONT-07**



Montpellier **MONT-08**



Clifton **CLIF-01**

(pg 126)



Clifton **CLIF-02**

(pg 126)



Clifton **CLIF-03**




Clifton **CLIF-04**

(pg 127)




Lansdown **LANS-01**


(pg 124)




Lansdown **LANS-02**



Lansdown **LANS-03**




Lansdown **LANS-04**



Mayfair **MAYF-01**

(pg 125)



Mayfair **MAYF-02**

= available in gluedown | = available in rigid core

Please refer to page 10 & 11 for more information on formats



Accessories and design elements

We offer a range of design extras to help you personalise your gluedown floor. Throughout this brochure you will find examples of ways to use design strips, borders and features, to help create your own unique space.



Decorative borders



Border		use with...	made up of...	width
Dark Mackintosh		■ ST13	ST14/ST13/DS10	2"
		■ ST14	ST14/ST13/DS10	2"
Diamond		■ ST27	ST27/SM-ST28	2"
		■ SM-ST27	ST27/SM-ST28	2"
Domino		■ KAL11	SP111/SP211*	4"
Domino		■ KAL12	WP311/WP318*	4"
Light Mackintosh		■ ST13	ST13/ST14/DS10	2"
		■ ST14	ST13/ST14/DS10	2"
Light Mosaic		■ ST12	ST11/ST12/ST13/DS10	1"
		■ ST13	ST11/ST12/ST13/DS10	1"
Mosaic		■ ST15	ST15/ST17/ST19/DS12	1"
		■ ST17	ST15/ST17/ST19/DS12	1"
		■ ST19	ST15/ST17/ST19/DS12	1"

*Kaleidoscope only product




■ Pale Limed Oak SM-KP94 with Quadrant border

Border		use with...	made up of...	width
Quadrant		■ RL20	RL20	2"
Quadrant		■ RL21	RL21	2"
Quadrant		■ RL22	RL22	2"
Quadrant		■ RL23	RL23	2"
Quadrant		■ KP94	KP94	2"
Quadrant		■ KP138	KP138	2"
Quadrant		■ KP153	KP153	2"
Quadrant		■ KP154	KP154	2"
Quadrant		■ KP155	KP155	2"
Tramline		■ ST27	ST27/SM-ST28	1"
		■ SM-ST27	ST27/SM-ST28	1"
Tramline		■ SM-ST28	ST27/SM-ST28	1"
Windsor		■ ST15	ST15/DS12	2"
Windsor		■ ST16	ST16/DS12	2"
Windsor		■ ST17	ST17/DS12	2"
Windsor		■ ST15	ST15/ST17/ST19/DS12	2"
		■ ST17	ST15/ST17/ST19/DS12	2"
		■ ST19	ST15/ST17/ST19/DS12	2"



Design strips



Design strip	compatible with	widths
Blond DS02	 Available for use with all our gluedown ranges.	3mm, 5mm and 10mm
Honey DS03		
Coffee DS04		
Russet DS05		
Chocolate DS06		
Ebony DS07		
Shadow DS26		
Chalk DS10		
Silver DS17		
White Linen DS21		
Concrete DS12		
Cream DS23		
Stone DS14		
Clay DS15		
Graphite DS22		
Feather DS24		
Onyx DS25		
Charcoal DS16		



■ Grey Riven Slate ST16 with DS10 3mm design strip


Scotia & skirting



Scotia	Compatible with Van Gogh	
SCO-VGW52T	Auckland Oak	
SCO-VGW81T	Country Oak	
SCO-VGW82T	Distressed Oak	
SCO-VGW85T	French Oak	
SCO-VGW86T	Classic Oak	
SCO-VGW107T	Blush Oak	
SCO-VGW110T	Greige Oak	
SCO-VGW111T	Light Distressed Oak	
SCO-VGW112T	Misty Grey Oak	
SCO-VGW115T	Natural Prime Oak	
SCO-VGW120T	Grey Brushed Oak	
SCO-VGW121T	Warm Brushed Oak	
SCO-VGW122T	Golden Brushed Oak	
SCO-VGW123T	Salvaged Barnwood	
SCO-VGW139T	Light Country Oak	
SCO-RKP8101	Baltic Washed Oak	
SCO-RKP8103	Warm Ash	
SCO-RKP8104	Washed Grey Ash	
SCO-RKP8105	Texas White Ash	
SCO-RKP8107	Smoked Butternut	
SCO-RKP8110	Antique French Oak	
SCO-RKP8111	Baltic Limed Oak	
SCO-RKP8112	Baltic Mistral Oak	
SCO-RKP8115	English Character Oak	
SCO-RKP8116	Canadian Urban Oak	
SCO-RKP8117	Canadian Nude Oak	
SCO-RKT2401	Frosted Stone	
SCO-RKT2402	Urban Grey	
SCO-RKT2403	Metro Grey	
SCO-RKT2405	Cotswold Stone	
SCO-RKT2406	Volcanic Black	
SCO-WHITE	White	

Scotia	Compatible with Knight Tile	
SCO-KP94	Pale Limed Oak	
SCO-KP95	Rose Washed Oak	
SCO-KP97	Classic Limed Oak	
SCO-KP99	Lime Washed Oak	
SCO-KP105	White Painted Oak	
SCO-KP138	Grey Limed Oak	
SCO-KP144	Washed Character Oak	
SCO-KP146	Traditional Character Oak	
SCO-KP154	Dutch Limed Oak	
SCO-KP155	Honey Limed Oak	
SCO-ST13	Portland Stone	
SCO-ST14	Cumbrian Stone	
SCO-ST16	Grey Riven Slate	
SCO-ST17	Honed Oyster Slate	
SCO-ST18	Ivory Riven Slate	
SCO-ST19	Honed Charcoal Slate	
SCO-ST20	Honed Pebble Slate	
SCO-ST21	Dove Grey Concrete	
SCO-ST22	Smoked Concrete	
SCO-ST26	Frosted Marble	
SCO-WHITE	White	

Skirting board	Compatible with all ranges	
SK100-White	White	



■ Grey Brushed Oak VGW120T-RKP with SCO-VGW120T



Your guarantee

All Karndean floors come with a lifetime guarantee giving you peace of mind that it will last for years to come.

If you purchased your Karndean Designflooring through a Karndean Retail Partner your guarantee will have the added benefit of it being transferable. This means that if you sell your house within your guarantee period, you can pass the guarantee on to the new owners.



Your Floor Care Kit

Regular cleaning with a pH neutral cleaner such as Karndean Clean will help keep your floor at its best.

Over time you may want to treat your floor to some extra care.

We recommend every six to twelve months, depending on wear, that you strip and refresh your floor using Karndean Remove and Karndean Refresh, to further enhance its look and durability.



Caring for your floor

Karndean Designflooring is hardwearing and easy to look after. Our K-Guard+® surface treatment helps protect against everyday wear, spills and scuffs. This makes it easier to maintain, giving you peace of mind that your Karndean floor will look great for years to come.

We have a dedicated section on the website with videos which explain how best to look after your Karndean floor and covers lots of frequently asked questions from our customers.

Visit www.karndean.com/cleaning for more information.





Karndean Designflooring

Visit our website to order samples or to find your local retailer: karndean.com

Tel: 01386 820200

Email: info@karndean.co.uk

Keep up-to-date with us:



Like us on Facebook [KarndeanUK](#)



Follow our boards on Pinterest [KarndeanUK](#)



Follow us on Instagram [Karndean_UK](#)

Colour and Pattern Reproduction

We are careful to make sure our brochures are accurate and printed to very high standards, but photography and printing cannot always create a perfect representation of our products. For this reason we strongly recommend that you look at a sample of any product you are considering before placing your order. All of our products are inspired by things we have seen in the natural world. Just as variation in colour and detail is part of the unique beauty of natural materials, it is also a feature of many of our designs. This means that with some of our products you will see natural variation when your floor is laid.

This page: ■ Pale Artisan Oak **RL32** | Front cover: ■ Basque Oak **SM-RL26**

